



Beaumanor

2026

7– 10th July 2026

Arrangements for the Week
Parent and Carer Information



E-safety in Year 7

- **Large Whats App groups still exist-** please talk regularly with your child about what they are doing online and who they are chatting with. If they do not know all the people in the group, then they shouldn't be in the group.
- Check your child's privacy settings are set to contacts only and that they have clicked the invite only option so they cannot be added to groups by their friends and end up being exposed to things that are not age appropriate.
- Also check they are not sharing their location.

Reminders of the age restrictions

- **Social media** – Whats App, Snap Chat and TikTok – age restriction is 13. If they set up an account in primary school using a false age and the sites “think” they are **adults**, then they will **not filter adult content**.
- If a child shares a naked image this is sharing pornography and against the law for under 18s younger pupils often believe this is funny and do not understand the consequences.

The Online Safety Act 2023 (the Act)


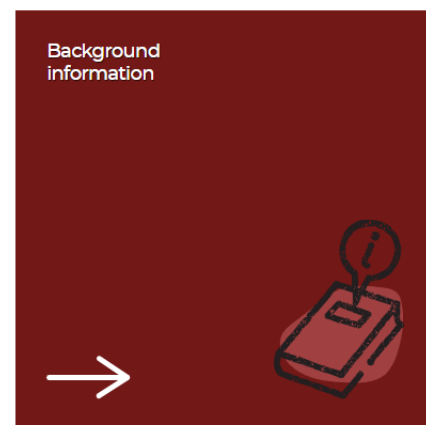
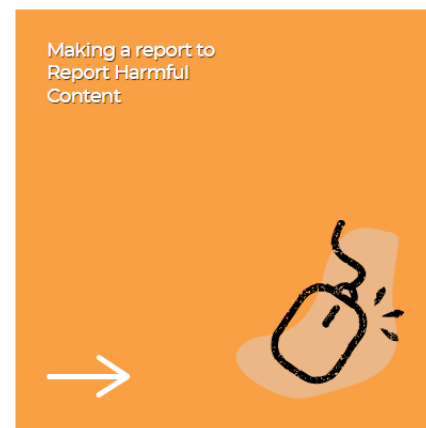

protects children and adults online. It puts a range of new duties on social media companies and search services, making them more responsible for their users' safety on their platforms. The Act will give providers new duties to implement systems and processes to reduce risks their services are used for illegal activity, and to take down illegal content when it does appear.

The strongest protections in the Act have been designed for children. Platforms will be required to prevent children from accessing harmful and age-inappropriate content and provide parents and children with clear and accessible ways to report problems online when they do arise.

Coming soon- More safety checks on a child's age including facial recognition rather than just text in boxes.

Find out more here: [Online Safety Act: explainer - GOV.UK \(www.gov.uk\)](https://www.gov.uk/government/news/online-safety-act-explainer)

How to report incidents outside of school- Report Harmful Content - We Help You Remove Content



What you can report

- Threats
- Impersonation
- Bullying & Harassment
- Self-harm
- Online Abuse
- Violent Content
- Unwanted Sexual Advances
- Pornographic Content



What platforms they work with



Please note
WhatsApp
doesn't work
with this system.

To report in school

- Tell their teacher
- Go to the safeguarding office
- Email – com-safeguarding
- They will then be given support and assistance.
- Please note that the safeguarding team can look at a child's device when concerns are raised and to assist them with privacy settings and reporting to the social media sites.



At Beaumanor they will have
a digital detox



Beaumanor Outdoor Learning Centre



Beaumanor Outdoor Learning Centre



Residential Experience

THE BENEFITS

Enriches the curriculum

Provides real-world learning

Pupils explore their own potential

Increases self-confidence and resilience

Promotes teamwork and independence

Pupils learn to manage risk

Relationship building

Bushcraft



High Ropes



Bridge building



Climbing/Abseiling



Challenges



Canoeing



Cellars and Nightline



Archery



All activities are run by the
fabulous, fully qualified
Beaumanor staff



No phones at Beaumanor



- To improve wellbeing
 - To promote new friendships
 - To ensure no images are taken without permission
 - To encourage students to enjoy the beautiful environment in which they are in.
 - A digital detox from the reliance of their mobile phone.
 - E-safety is of paramount importance, and there would be no way for us to monitor this in the evenings.
-
- If you need to contact them there will be a number for a member of staff, you can use in an emergency. If we need to contact, you regarding your child e.g. they become ill then rest assured we will do this, and you will be asked to come and collect them.

What will happen on Monday?

Activities in Beaumanor groups but in school

- History of Beaumanor
- Designing t-shirts
- Practise putting up your tent, bring it in on the Monday
- Reflection activities to consider the week ahead



Kit List

- Sleeping bag, pillow & pillowcase
- Waterproof jacket (most important)
- Waterproof trousers (optional)
- 2 pairs of shoes/trainers – one pair will get wet canoeing
- A pair of crocs or sliders for around the campsite (optional)
- A set of clothes which will get wet
- Bag for wet/dirty clothes
- 2 pairs of joggers/casual trousers (not jeans)
- 2 jumpers/fleeces/hoodies, it will be cold at night and in the evenings
- Shorts and T shirts
- Socks and underwear for 4 days

- Pyjamas
- Party clothes for Thursday night (optional)
- Torch
- Soap/toothbrush/other toiletries
- Hand sanitiser
- Towel and swimming costume
- Sun hat
- Sun cream
- Small rucksack or bag for day trips
- Water bottle
- Medication if relevant
- A card game, reading book, or similar for down time (optional)



No expensive clothing, jewellery or fashion items. We get wet, dirty and smelly!

Beaumanor will provide all personal protective equipment

Top Packing Tips

- Everything should fit in one bag/holdall that the pupil is able to carry themselves.
- Pupils need to be able to carry their belongs and the tent from the coach over to the camping field.
- They may wish to bring a small rucksack for the coach and for when they are out on activities.
- Name everything! Including the bag, and the sleeping bag, the tent, both shoes...
- Student should practice packing their bag (for the return home)
- Bring carrier bags (for wet and muddy clothes!)
- Students should pack their own bags, so they know where everything is when they arrive at Beaumanor!
- Make sure you pack clothes for the disco!



Reminder:

We are going for a digital detox at Beaumanor!

Pupils should not bring their mobile phones with them, any pupils that do will be sent home.

Staff will have phones to contact home in an emergency

Accommodation



Do I have to camp in a tent?



No, but most pupils will!

Part of the fun for most pupils (and many staff) is camping for the week; therefore, we anticipate that most pupils will do so.

However, there are cabin/dorm spaces available for our pupils who have additional needs.

If camping, who do I camp with?



This is up to you, but there are a few rules.

- We are asking that you camp in a group of three.
- We are asking that you have a four-person tent, so there is enough space to store your belongings.
- Groups must be of the same gender, but they can be from any form
- You need to have practiced putting up the tent by yourself (staff will help, though).
- You will need to provide your own tent
- Assistance with sourcing a tent may be possible in some cases if no one in your group of three has one.

Tents

- Ideally a 4-person tent, with 3 pupils sharing
- Space for pupils and belongings
- We're limited to how much equipment the coach can carry
- Bring your tent in on Monday for us to practice putting it up. We will then keep it in school and put it on the coach on Tuesday for you.



Campers need the following in addition to their kit:

- Peg mallet
- Spare tent pegs
- Groundsheet or plastic sheet, if this is not sewn in
- Warm hat and extra layers just in case it's cold overnight in the tent

What are Meals Times Like?

There are breakfast and dinner sittings. The sittings are organised based on their groups and it is important that students go to the correct sittings due to kitchen organisation and dietary requirements.

Breakfast:

Cooked breakfast options available.
Cereal, toast, juice etc.
Breakfast is a sitting, in the main hall.

Lunch:

Packed lunch with a variety of sandwich options, fruit, crisps and snacks.



Dinner:

Variety of dinner options throughout the week including pizza, sausage and mash, meatballs and pasta, burger and chips.
All meals are served with vegetables and desserts include fruit and yoghurt.
Dinner is a sitting, served in the main hall.



Vegetarian options/alternatives are available for every meal served.

What does a typical day look like?

Time	Activity
From 06:45	Allowed out of tents
07:15 – 09:00	Breakfast (2 sittings)
09:30 – 12:00	Activity 1
12:00 – 12:45	Packed Lunch
13:00 – 15:30	Activity 2
16:30 – 17:00	Assembly – in the sports hall if it's wet
17:00 and 18:00	Cooked Dinner (2 sittings)
18:00 – 21:30	Evening activities, social and free time
21:30 – 22:00	Into cabins and tents, brushing teeth and getting ready for sleep
22:00	Lights out and quiet

Final Night

Talent Show and Disco



Illness Prior to the Trip

This is a reminder that if a student has a temperature, vomiting or diarrhoea less than 48 hours to the leaving date, **they should not attend the trip.**

To ensure they are well enough to attend, they should be symptom free for 48 hours.

If this does occur, they can be dropped off at Beaumanor after their 48 hours if they wish to join after this period of time.

As with any absences, please contact the school via the main school phone line to let us know, prior to 8.30am.

Illness on the Trip

We will have a group of first aiders on the trip who be on hand in case of emergency.

We run a medical room during the week and can distribute controlled medication. We will ask you to complete medical forms before we leave to support us with this.

If your child does injure themselves or become ill at Beaumanor we may ask you to collect them, it is our policy to ask that a child who has been sick is collected, and we may ring up to 10pm.



Friday 10th July

- Return time will be 3.30pm
- Please collect your child from school at this time
- Please organise shared lifts if possible
- Please do not park in the “horseshoe” and use the main parking instead.

Thank you for listening
Any Questions...?

Mrs Burgess, Head of Year 7
mburgess@combertonvc.org

Claire Coverdale, KS3 PSA
ccoverdale@combertonvc.org



Beaumanor Hall